

Reynella Scout Group

KNOT PASSPORT

- Learn some simple knots and lashings
- Practice at home
- When you master a knot - show a leader
- Earn points for your patrol
- Work towards your Outdoor Adventure Skills (OAS) badge work



NAME

REYNELLA SCOUT GROUP
reynella@sa.scouts.com.au
Market Street, Old Reynella

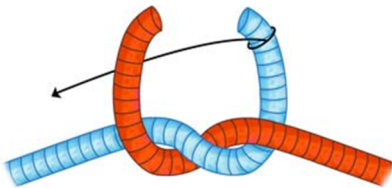


REEF KNOT

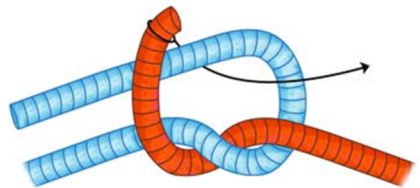
Sometimes Called A Square Knot. This knot is used to tie to ropes, of equal size, together.

Animated Video:

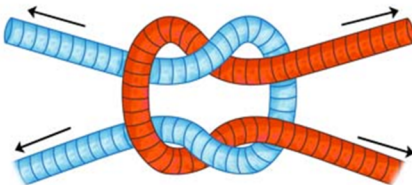
www.animatedknots.com/square-knot



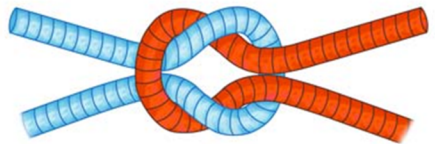
1 Cross the blue and red ends



2 Pass the red end through the blue loop



3 Pull the ends to tighten



4 The knot is complete

APPROVED BY

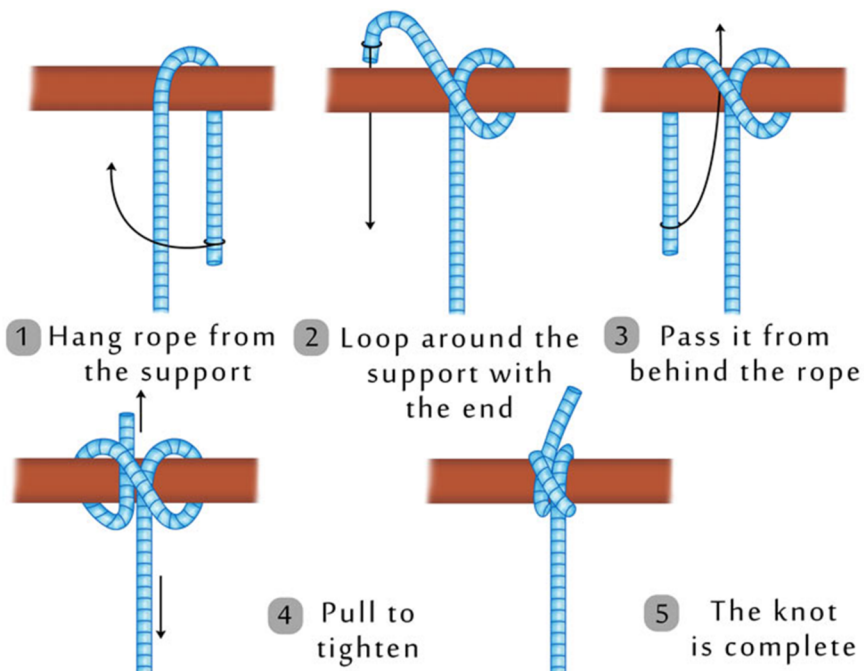
DATE

CLOVE HITCH

A knot used to hold a rope onto a solid object. A clove hitch is used to start many lashings.

Animated Video:

www.animatedknots.com/clove-hitch-knot-rope-end



APPROVED BY

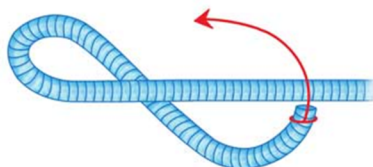
DATE

FIGURE OF EIGHT

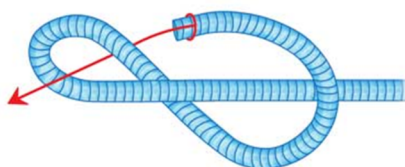
This knot is used frequently in climbing. It is used to stop ropes slipping under high pressure.

Animated Video:

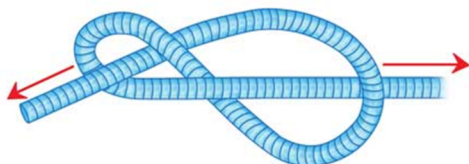
www.animatedknots.com/figure-8-knot



1 Make a loop with an end



2 Now pass the end through it



3 Pull both sides to adjust the knot



4 The finished knot resembles an "8"

101KNOTS

APPROVED BY

DATE

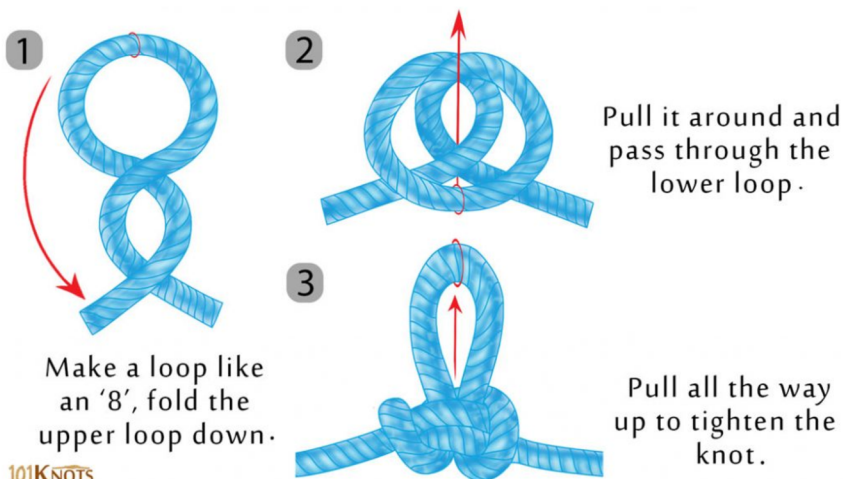
ALPINE BUTTERFLY

Secures a loop in the middle of a length of rope. Used frequently in climbing and rescue.



Animated Video:

www.animatedknots.com/alpine-butterfly-loop-knot



APPROVED BY

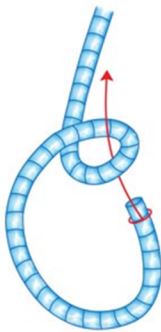
DATE

BOWLINE

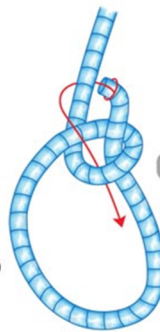
Creates a loop on the end of a rope.

Animated Video:

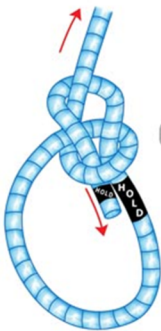
www.animatedknots.com/bowline-knot



1 Pass the tag end through the rope loop



2 Pass it behind the standing part and through the loop again



3 Hold the loop and tag end and pull to tighten



4 The knot is made

101KNOTS

APPROVED BY

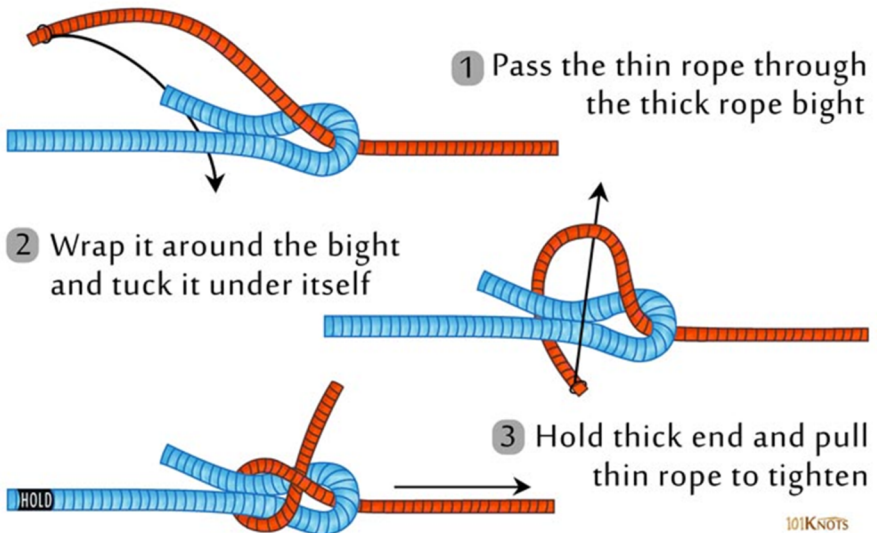
DATE

SHEET BEND

This knot is used to tie to ropes, of unequal size together.

Animated Video:

www.animatedknots.com/sheet-bend-knot



APPROVED BY

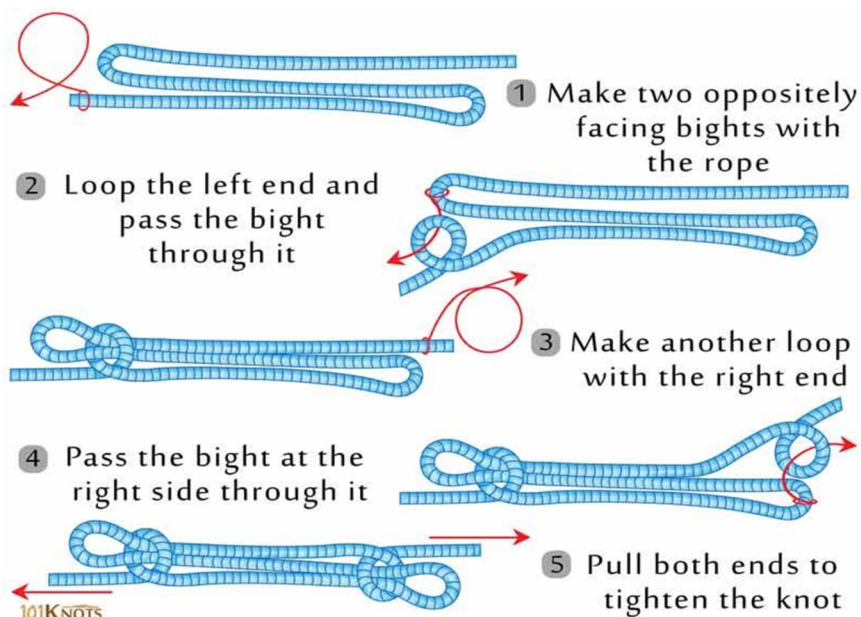
DATE

SHEEP SHANK

This knot is used to shorten a rope under strain.

Animated Video:

www.animatedknots.com/sheepshank-knot



APPROVED BY

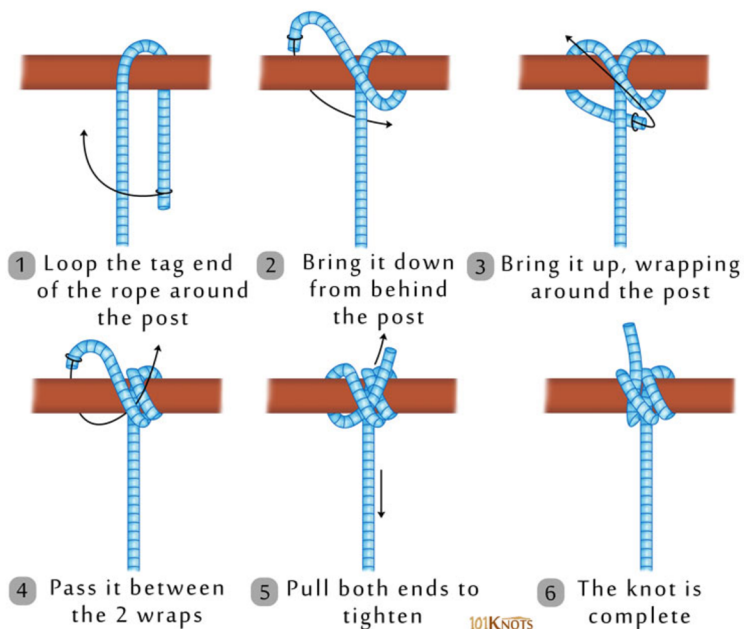
DATE

ROLLING HITCH

Used to attach a rope to a rod, pole, or another rope. For lengthwise grip/pull along an object rather than at right angles.

Animated Video:

www.animatedknots.com/rolling-hitch-knot



APPROVED BY

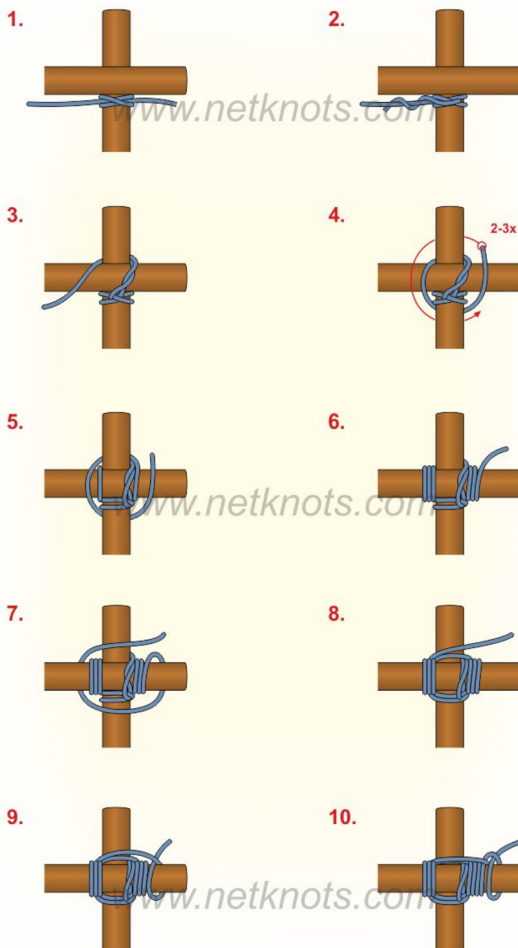
DATE

SQUARE LASHING

Used to bind two poles together.
Designed to be load bearing.

Animated Video:

www.animatedknots.com/square-lashing-knot



DATE

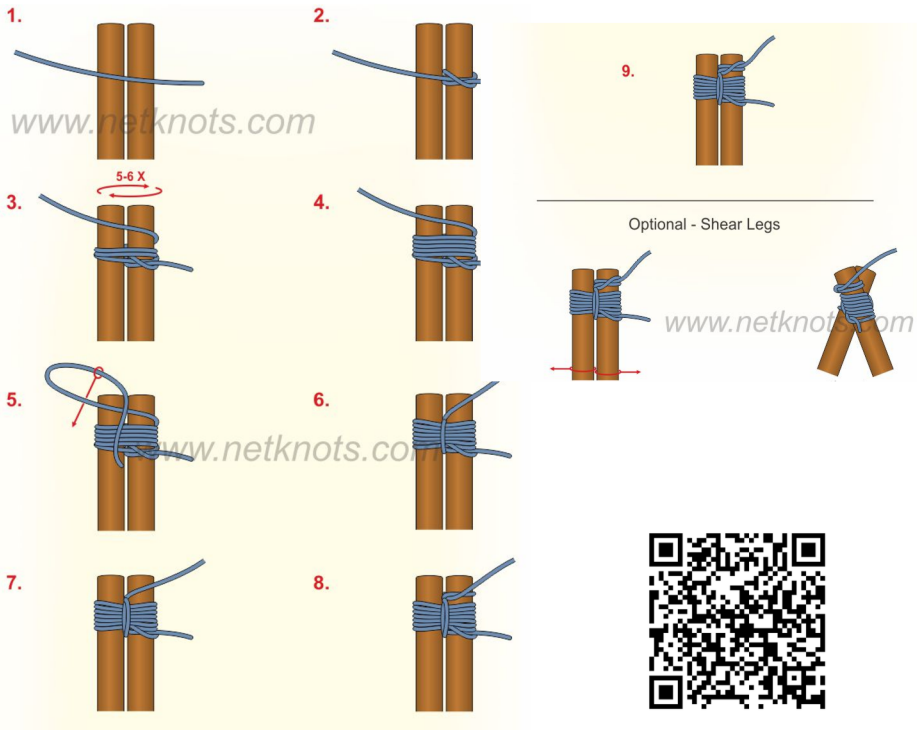
APPROVED BY

SHEAR/STRAIGHT LASHING

Joins two poles together in parallel. Ends can be split apart as shear legs.

Animated Video:

www.animatedknots.com/shear-lashing-knot



APPROVED BY

DATE

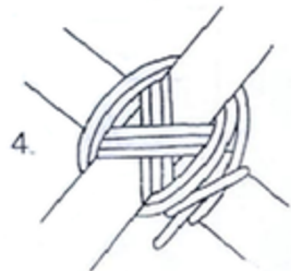
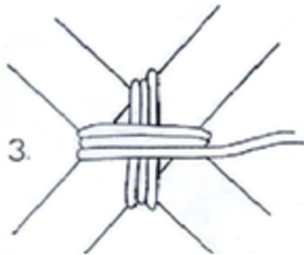
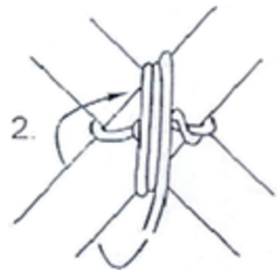
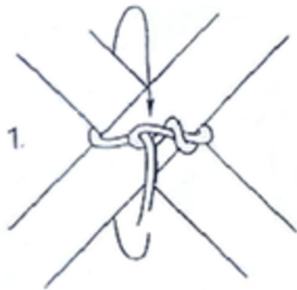
DIAGONAL LASHING

Secures diagonal braces to hold a structure rigid.



Animated Video:

www.animatedknots.com/diagonal-lashing-knot



APPROVED BY

DATE